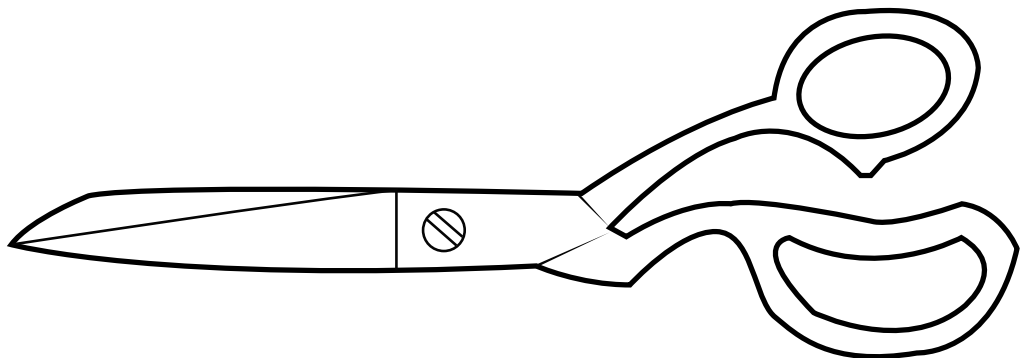


ETHICAL CLOTHING PRODUCTION

NOT A STITCH UP

HANDBOOK



1	Our Mission
2	What we do?
3	Client Journey
4	Sample Pricing
5	Production Pricing
6	Size Guide
7	Design Submissions
8	Fabric Form

OUR MISSION

Our mission is to bridge the gap between designer, manufacturer and consumer. To deliver a ethical service that improves transparency, quality and work conditions involved in fashion production.

A ethical factory that specialises in simple, reliable and efficient production, manufacture and design services, from start to finish for emerging designers.

With no minimum orders we aim to assist new & pre-existing designers bring their dreams to reality. Our staff are vital to Not A Stitch Up which, is why we consistently educate and review our workers whilst, creating a ethical, dynamic, clean and enjoyable workplace.

WORKING WITH US?

SPEC SHEETS/TECH PACKS

The specification sheets/ tech pack includes design details, fabric and specific construction instructions (for example pleating, darts, French seams, beading etc.). This insures consistency in your collections and allows us to produce pieces exactly how you see them in your head. Not sure how to do one of these,? That's ok! We offer this service for a separate fee of \$200 per piece.

PATTERNS/ SIZE GRADING

We can develop your patterns from the specification sheet. These unique patterns then become your property forever. We are able to use our generic size charts for your pattern grading or you may provide your own size charts. This is entirely up to you and how you wish to size your collection.

SAMPLING

To produce the pattern and Toile (first sample made out of a cheaper fabric) takes up to 3 weeks. You are aloud up to two minor changes to the sample. If you require to make any major changes we charge a sample revision cost which is 2 x production cost. (remake if not made to your spec).We make 2 samples, one for you and one for our showroom, as reference for your production. The true sample can take around 3 weeks to complete, however timing can be impacted by dying, printing, embroidery, fabric sourcing, production schedule etc. Your position in our production schedule will be secured upon paying your deposit.

WORKING WITH US?

FABRIC/ TRIM SOURCING

You are welcome to arrange your own fabrics and trims. However, we do offer this service for a fee of \$200 for fabric sourcing and \$100 for trim sourcing. Fabrics are limited to what is available in Indonesia. We have access to the best suppliers and do our best to seek and deliver your ideal fabric.

You are welcome to import your own Fabric. However, it must be under 100kg and less than USD\$1000 in value. If it is over these figures you must employ an importer, as by Indonesian law it can be confiscated and/or you will be charged extremely high fees by customs. Any customs charges we have to handle cost an administration fee of \$50.

All fabrics/ trims supplied by you must be delivered 2 weeks prior to the production commencement date.

LABELS

Standard wash/ care labels and size labels are included in your quote. We are able to source and arrange your swing tags and design labels, but all artwork must be ready-to-print. Please note that lead times for these depend on the type of label you are after. Generally allow 3-6 weeks.

WORKING WITH US?

DESIGN DEVELOPMENT & CONSULTANCY SERVICE

We offer a design development & consultancy optional service. This includes:

- A Consultation video call
- Trend forecasting from industry experience & internationally recognized Fashion platform WGSN
- Design cohesiveness and overall story
- Tips to improving success in the industry
- Strategies & implementation techniques for being prepared.
- Referrals to industry professionals for services such as graphic design, PR, marketing, photographers, stylists, make-up artists etc.

\$400

DESIGN SERVICE

We additionally offer a design service which includes developing designs for your collection from as little as reference pictures and other inspirational material. This ranges from \$500-\$800 per design

WORKING WITH US?

QUALITY CONTROL

Quality control is vital to Not A Stitch Up and we have processes in place along the entire timeline to make sure we deliver our reputable high standard. For example:

- **Fabric-** All fabric delivered to the factory are checked for any flaws and faults. If any imperfections are discovered, they are taken up with the supplier immediately.
- **Patterns-** All patterns are cross checked with your specification sheets and size charts before cutting. All patterns are strategically placed on the fabric roll to maximise its capacity and therefore reduce wastage.
- **Production-** Each tailor works on an entire garment and is responsible for making sure its measurements match the specification sheet.
- **Finishing-** All items are cross checked, measured and pressed by the QC team.

SHIPPING

Our current preferred method is EMS/POS Indonesia which can take up to 5-7 days. All shipping costs are added to your invoice. You are welcome to explore and arrange other shipping methods.

DYING, PRINTING, EMBROIDERY

All dying, printing and embroidery is outsourced. We liaise and coordinate on your behalf with the suppliers. Any colour variances, design errors or faulty workmanship is not our responsibility. We will check for any errors or discrepancies and advise you. It is then up to you to decide how to proceed with the fabric and you become accountable for any additional costs incurred.

All artwork for printing must be in 'ready-to-print' format.

CLIENT JOURNEY

1. Download the design submission form from our website, fill it in with all of your ideas. Decide on if you wish to continue with either of our consultancy & design services.

2. We will generate a quote tailored to your needs and provide optional services that you can select from depending on your specific requirements. This includes tech packs, printing, dyeing, fabric sourcing etc.

3. Once the quotes have been approved and contracts signed we can start sourcing fabric options, print and dye samples and provide trim options depending on your specific needs. Sampling and pattern invoice to be paid in full.

4. Once you've shown your mum and she's approved, you can then give us the green light to purchase your fabrics, dye, print and/ or wash and begin on the sampling process.

Approximately 2 weeks

5. The pattern is produced into the first sample. Then you can review the size, fit and any minor changes. Changes confirmed in writing with a updated spec sheet. If any major changes to the first sample/ new pattern, additional costs will be incurred.

Approximately 2 weeks

CLIENT JOURNEY

6. We allow two changes to your sample. In our factory, we do the initial sample using your true fabric to best replicate your creative visions. If your true fabric is over a certain amount and/or there are limited quantities, then we are able to create the toile sample in a cheaper fabric before making the true sample.

Approximately 2 weeks

7. Once the samples have been approved, you can then put in your production request and secure your spot with your deposit. Unlike many other factories, we do not have any minimum order quantities (MOQ's). So make as many as you would like! Wash/care label instructions confirmed by you. Designer labels/tags ordered. Fabric for production is ordered and the patterns are graded.

8. Your production orders will then be sent out after meticulous quality control checks that we commence and your invoice is paid in full.

Approximately 4- 8 weeks

SAMPLE PRICING

Your sample price includes the cost of your pattern. For this, we take your production price and times it by three. Once this pattern has been created, it is yours to keep. We create two samples, one in for you in the true fabric and one for the showroom for production reference. The second showroom sample only costs the production cost (one third of your sample price).

We then offer additional services, such as digital and screen printing, dying, fabric handling and trim sourcing. We partner with our reliable suppliers and artisans, handling the handover, ordering and delivering to add the extra special touches to your garments. The additional add-ons are optional and completely tailored to suit your particular needs.

PRODUCTION PRICING

Our goal at Not A Stitch Up is to make clothing production fun, ethical and accessible. For this reason, unlike many other manufactures we do not have any minimum quantities for production. We price break if you decide on placing larger quantity orders than 30 units per design/colour. This can include different sizes/ colour ways (but not different fabrications as this requires a new pattern). If your production cost is under \$2000, you will be charged a \$200 admin fee.

>30 : Over 30 pieces 10% off

>50 : Over 50 pieces 15% off

>70 : Over 70 pieces 20% off

SIZE GUIDE

Our sizing runs in align with the Australian size guide, choose your sample size for us to make and when production starts we will then grade it into the other requested sizes. We allow you to provide your own size guide.

AU SIZE	BUST		WAIST		HIPS	
	INCHES	CM	INCHES	CM	INCHES	CM
4	32	78	24.5	60	34	84
6	33	80.5	25.5	62.5	35	86.5
8	34	83	26.5	65	36	89
10	36	88	28.5	70	38	94
12	38	93	30.5	75	40	99
14	40	98	32.5	80	42	104
16	42	103	34.5	85	44	109
18	45	110.5	37.5	92.5	47	116.5

CLOTHING - INTERNATIONAL SINGLE SIZE CONVERSION

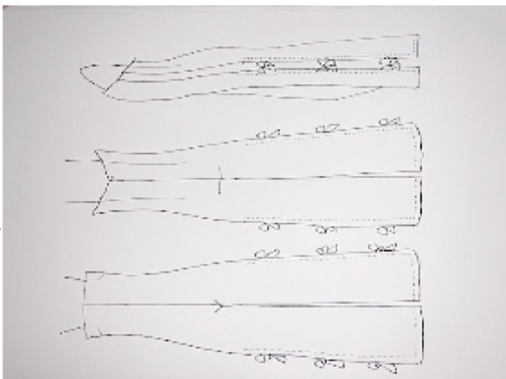

AU	2	4	6	8	10	12	14	16	18	20	22	24	26	28
UK	2	4	6	8	10	12	14	16	18	20	22	24	26	28
France/Spain	30	32	34	36	38	40	42	44	46	48	50	52	54	56
Germany	32	34	36	38	40	42	44	46	48	50	52	54	56	58
Italy	34	36	38	40	42	44	46	48	50	52	54	56	58	60
US	00	0	2	4	6	8	10	12	14	16	18	20	22	24

HOW TO MEASURE:

- Bust:** Measure around fullest part of chest
- Waist:** Measure around natural waistline, the smallest curve.
- Hips:** Around 20cm down from waistline on the hips

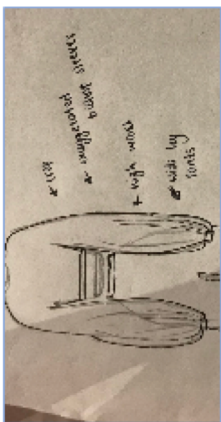
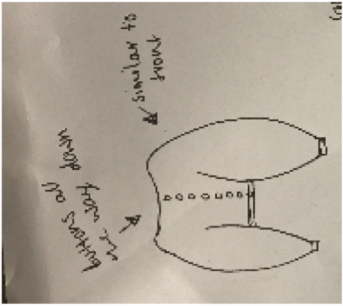
NOT A STITCH UP

DESIGN SUBMISSION

DESIGNS						
1	BRAND NAME Leo Max Co	STYLE # 01	STYLE NAME LOLA jumpsuit	DATE 17/10/2018	WWW. NOTASTITCHUP .COM	
<p>SKETCHES FRONT</p> 		<p>BACK</p> 			<p>OFFICE USE ONLY</p>	
<p>FABRIC #: fabric #1</p>		<p>TRIMS: invisible zipper, 8mm ring and sliders. silver</p> <p>SPECS: (Specific measurements if you have any) side panel: 4cm thick, 51cm length Hem: 3cm Side ties: 2.5 thick/90 cm length</p>				

NOT A STITCH UP

DESIGN SUBMISSION

DESIGNS				
1	BRAND NAME été bijou	STYLE # 1	STYLE NAME The valérien top	DATE 13/09/2018 WWW. NOTASTITCHUP .COM
SKETCHES FRONT 		BACK 		
FABRIC #:		TRIMS:		
		SPECS: (Specific measurements if you have any)		
OFFICE USE ONLY				

FABRIC FORM


1

<p>BRAND NAME Leo Max Co</p>	<p>STYLE # 01</p>	<p>STYLE NAME LOLA Jumpsuit</p>	<p>DATE 1/7/10/2018</p>	<p>WWW. NOTASTITCHUP .COM</p>
<p>PHOTO REFERENCES FRONT</p> 				
<p>OFFICE USE ONLY</p>				

NOT A STITCH UP

FABRIC FORM

1

BRAND NAME	STYLE #	STYLE NAME	DATE	WWW. NOTASTITCHUP .COM
été bijou	1	The valérien top	13/09/2018	OFFICE USE ONLY
<p>PHOTO REFERENCES FRONT</p> 	<p>Sleeves more exaggerated</p> <p>But like the large tight cuff</p>			

FABRIC FORM







FABRICS

BRAND NAME: DATE:					
FABRIC#	FABRIC 1	FABRIC 2	FABRIC 3	FABRIC 4	TRIMS
USED FOR STYLE #'s	#1, #2, #3, #4, #5, #6 #11	#7, #8, #9, #10	Any white garments that require lining to ensure garment isn't see through		Silver 8mm ring and sliders. (for garments that have adjustable straps)
DESCRIPTION	100% Linen or a linen/cotton blend Something with a medium weight to it and a slight stretch.		Cotton, can be a blend. Something you believe would be suitable and comfortable as a lining.		Invisible zippers. (for garments with zips)
COLOUR (Does help if you give us a pantone colour #, google it)	-Crisp white -Black -Sand (pantone #)15-1225	-Black -Peach beige (pantone #) 15-1516 - Martini olive (pantone #18-0625)			
PLEASE NOTE:					

NOT A STITCH UP

FABRIC FORM

FABRICS

BRAND NAME: été bijou DATE: 13/09/2018					
FABRIC#	FABRIC 1	FABRIC 2	FABRIC 3	FABRIC 4	TRIMS
USED FOR STYLE #'s	4, 8, 9, 10, 16	11, 12, 15	7	1, 2, 6,	 
DESCRIPTION					
COLOUR (Does help if you give us a pantone colour #, google it)	Oatmeal EMS - 400	white	white	Off white	
PLEASE NOTE:	linen	Ribbed cotton	- would like the three different laces as show above	linen	

NOT A STITCH UP

FABRIC FORM

FABRICS

BRAND NAME:					
DATE:					
FABRIC#	FABRIC 1	FABRIC 2	FABRIC 3	FABRIC 4	TRIMS
USED FOR STYLE #'s	#1, #2, #3, #4, #5, #6 #11	#7, #8, #9, #10	Any white garments that require lining to ensure garment isn't see through		Silver 8mm ring and sliders (for garments that have adjustable straps)
DESCRIPTION	100% Linen or a Linen/cotton blend Something with a medium weight to it and a slight stretch.		Cotton, can be a blend. Something you believe would be suitable and comfortable as a lining.		Invisible zippers. (for garments with zips)
COLOUR (Does help if you give us a pantone colour #, google it)	-Crisp white -Black -Sand (pantone #)15-1225	-Black -Beach beige (pantone #) 15-1516 - Martini olive (pantone #18-0625)			
PLEASE NOTE:					

NOT A STITCH UP